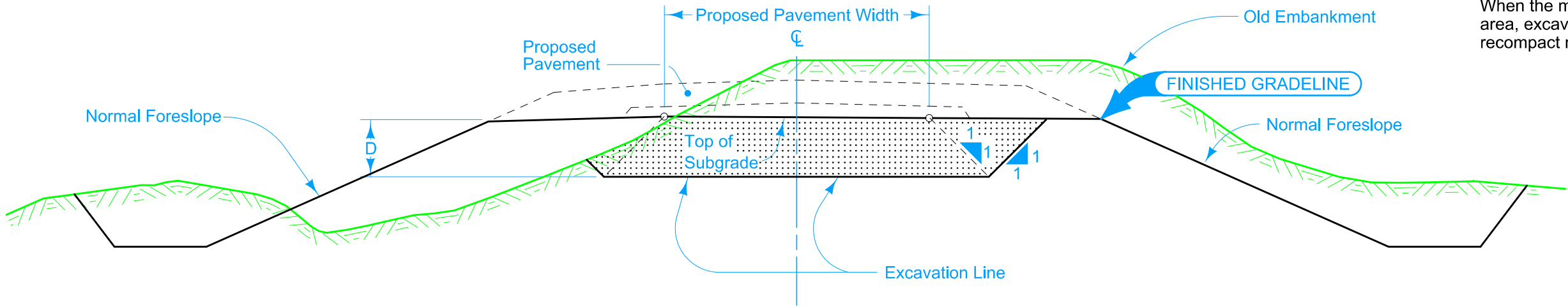
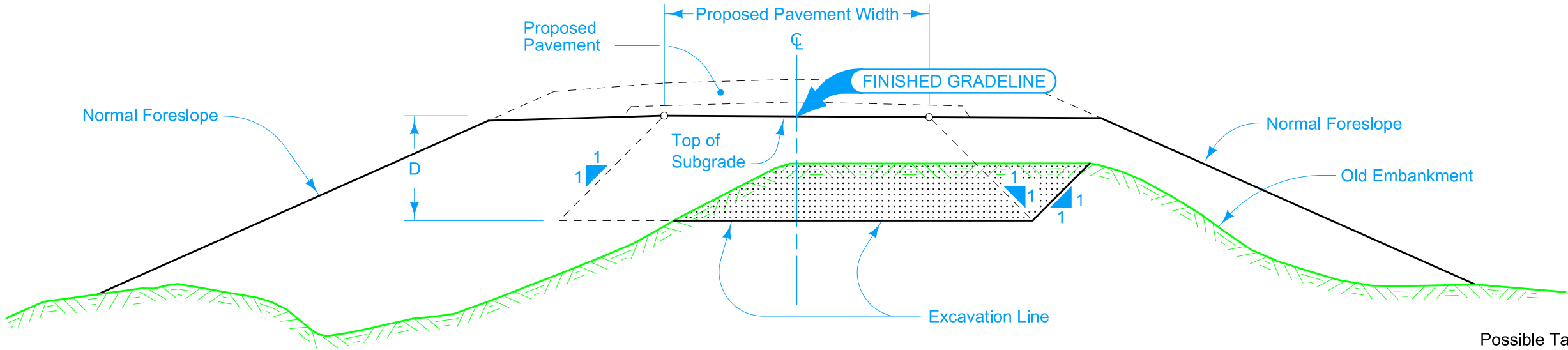


Refer to contract documents for removal limits and allowable placement areas for excavated material.

When the material is to be deposited in the same area, excavate area shown, then spread and recompact material according to specifications.




TYPICAL CROSS SECTION REBUILDING EMBANKMENT  
OLD EMBANKMENT HIGHER THAN NEW EMBANKMENT  
(Plowing and Shaping)





TYPICAL CROSS SECTION REBUILDING EMBANKMENT  
OLD EMBANKMENT LOWER THAN NEW EMBANKMENT  
(Plowing and Shaping)

Possible Tabulation:  
107-31

LEGEND

 Area of Plowing and Shaping

 <b>STANDARD ROAD PLAN</b>	REVISION	
	3	10-17-17
	<b>EW-101</b>	
SHEET 1 of 1		
REVISIONS: Added Designer Info button. Modified legend and top drawing.		
 APPROVED BY DESIGN METHODS ENGINEER		
<b>EMBANKMENT AND REBUILDING EMBANKMENTS</b>		